




FINGERING CHART 2.0



FLUTE




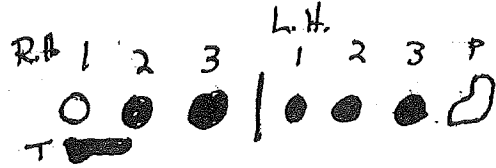
F



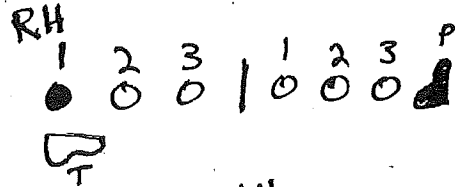
E^b



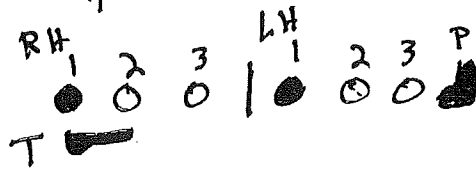
D



C



B^b




B^b C D E^b F E^b D C B^b

A musical staff with a treble clef and a key signature of two flats. The notes are: B^b (first space), C (second space), D (third space), E^b (third space with flat), F (fourth space), E^b (fourth space with flat), D (fifth space), C (fifth space), B^b (fifth space with flat).


FAVORITE EXERCISE!

FINGERING CHART 2.0


CLARINET




G




Right Hand
Down!




F




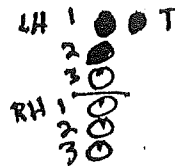
Right Hand
Down!




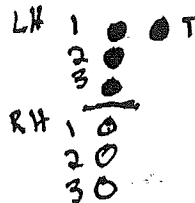
E



D



C




C D E F G F E D C


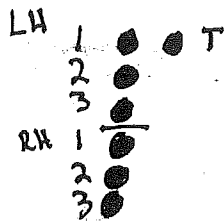
FAVORITE EXERCISE!

FINGERING CHART 2.0


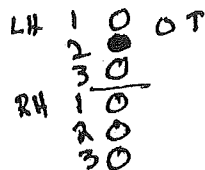
SAXOPHONE





D




E




F



G



A



G A B C D C B A G

FAVORITE EXERCISE!

FINGERING CHART 2.0

TENOR SAX

Five musical staves, each showing a single note on a treble clef staff. From top to bottom, the notes are G, F, E, D, and C.

G
F
E
D
C


Fingering diagrams for notes G, F, E, D, and C. Each note is represented by a vertical line with dots indicating finger placement. The diagrams are arranged in two columns. The first column contains diagrams for G, F, E, and D. The second column contains diagrams for C, G, F, E, and D. A 'T' is written above the G diagram in the second column, and a '3P' is written to the right of the G diagram in the second column.

A musical staff with a treble clef. The notes are C, D, E, F, G, F, E, D, C. Below the staff, the letters C, D, E, F, G, F, E, D, C are written in a large, hand-drawn font.

FAVORITE EXERCISE !!
😊

FINGERING CHART 2.0


TRUMPET



G


1 2 3
0 0 0

FAST air




F

1 2 3
● 0 0



E

1 2 3
● ● 0




D

1 2 3
● 0 ● Kick it!



C

1 2 3
0 0 0 SLOW air



C D E F G F E D C

FAVORITE EXERCISE!

FINGERING CHART 2.0


HORN



C

T


0 0 0



B^b

T


● 0 0



A


T

● ● 0




G

0 0 0



F

● 0 0




F G A B^b C B^b A G F

FAVORITE EXERCISE!!
✓

FINGERING CHART 2.0


TROMBONE



F

1


FAST air



E^b

3

In front of Bell



D

4

Past the Bell



C

6


STRETCH!



B^b

1

SLOW air




B^b C D E^b F E^b D C B^b

FAVORITE EXERCISE!

FINGERING CHART 2.0


BARITONE



F

1 2 3
0 0 0

FAST air




E^b

1 2 3
● 0 0




D

1 2 3
● ● 0



C


1 2 3
● 0 ●



B^b

1 2 3
0 0 0

SLOW air




B^b C D E^b F E^b D C B^b

FAVORITE EXERCISE!

FINGERING CHART 2.0


TUBA



F


1 2 3
0 0 0

FAST air



E^b

1 2 3
● 0 0




D

1 2 3
● ● 0



C


1 2 3
● 0 ●



B^b

1 2 3
0 0 0

SLOW air




B^b C D E^b F E^b D C B^b


FAVORITE EXERCISE!

FINGERING CHART 2.0


PERCUSSION




F




E^b




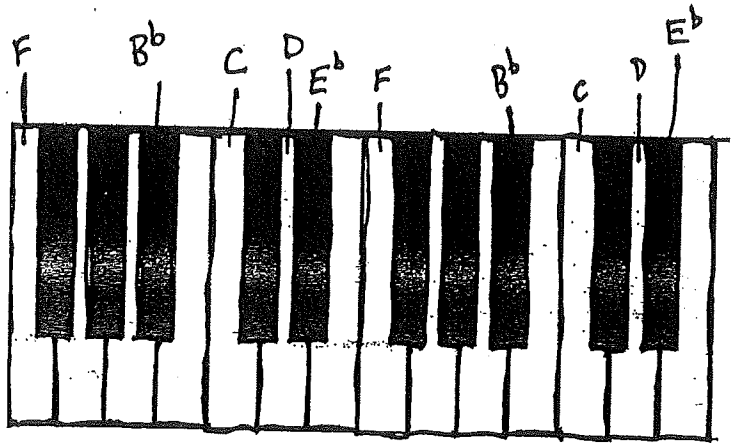
D



C



B^b




B^b C D E^b F E^b D C B^b


FAVORITE EXERCISE!

RUDIMENT 2.0

① Legato/Rebound




② Alternating



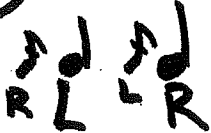
③ Buzz (Think 16ths)



④ Paradiddle



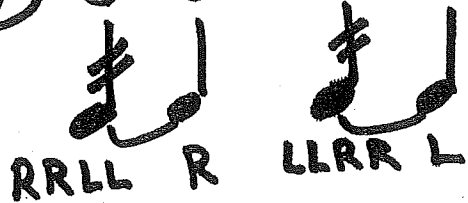
⑤ Flam



⑥ Double Stroke/Open Roll

RRLL RRLL...

⑦ 5-Stroke Roll

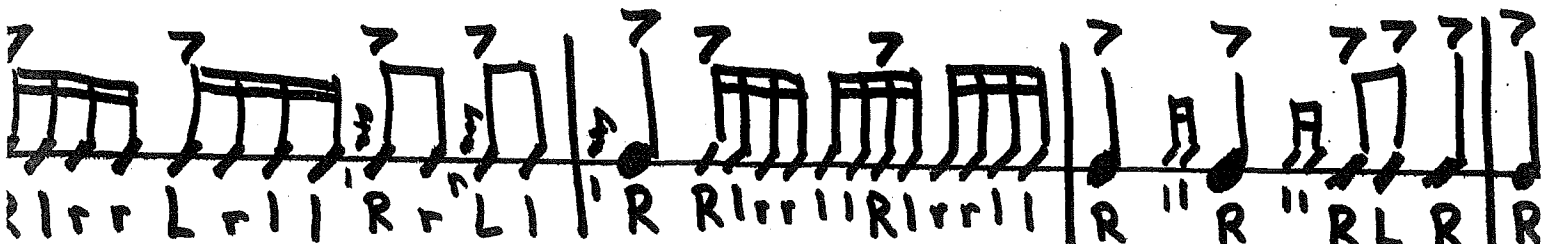



⑧ Paradiddle-diddle
RLRRLL, LRLRR

⑨ Flam Tap



⑩ Ruff/Drag



mf

